

GLOW 

DREAM CITY

lesson Dream Transportation

Primary 5 - 6

GLOW

Every year in November, the light festival GLOW takes place in Eindhoven. Dozens of national and international light artists showcase their work at various locations throughout the City of Light.

- Have you ever seen a GLOW artwork?
- Which one do you remember and why?
- What else can you tell about GLOW?



Dream City

Together with light artist Hugo Vrijdag, we're creating an artwork for GLOW!

In previous editions, children took over their own living rooms. Then came the square, the museum, the church, and the Rabobank. And this year? We're taking over the entire city!

What are we going to do?

We'll draw what our dream city looks like.

What do the houses look like? How do we travel around? What does the art look like?

And where do you see art in your city?

The children's drawings will be projected onto the walls of the Van Abbemuseum in Eindhoven, as well as in Best, Oirschot, Helmond, and Veldhoven.

Some children will even build houses and streets.

Together, we'll create a giant city of light!

Join in, dream along, and enjoy GLOW 2025!

GLOW 

START LESSON

What is a dream?

GLOW 


A dream is something you imagine in your mind, often when you're asleep or daydreaming.
You can dream about anything: flying, living in a castle, or a house made of candy!



Do you know these means of transport?

Today we're going to talk about transport—do you know what that means?

- *Which means of transport do you know?*
- *Which one would you most like to travel in?*



- *What kind of means of transport would you come up with if you could design one yourself?*




Close your eyes and imagine your dream transport—what would it look like? Is it a car that can fly? A boat that can also go underwater? Or maybe a bicycle that rides across rainbows?

GLOW 

Inspiring questions:


- *Where can your dream transport travel to?*
- *What powers your dream transport? (For example: wind, solar energy, or maybe something truly unique?)*
- *What special features does your dream transport have? (For example: can it fly, dive, float, or disappear?)*
- *What colors and shapes does it have?*
- *Would you travel alone, or with others?*



To imagine your dream transport, you use your imagination.
There are designers who are very good at using their imagination.
Because of that, they've come up with extraordinary vehicles.
Some can fly, others travel over water, go underground, or even into space!

Questions:

- *Do you know what a designer is?*
- *Do you know what designing means?*
- *What do you think is important in transport: speed, safety, beauty, or convenience? Why?*
- *Soon, we'll look at some special vehicles created by designers. Look closely and tell us what you see!*



The Vehicles of Luigi Prina

Luigi Prina (an artist) built very lightweight boats, bicycles, and flying machines.

They are so light that they can actually float through the room! His vehicles look like they come straight out of a fairy tale. It's as if the fairy tale comes to life and flies away.

Questions:

- *What do you find special about these vehicles?*
- *How do you think the vehicles are able to float?*



The Fantasy Vehicles of Tom Schamp

Tom Schamp draws vehicles like you've never seen before. Just take a look at this wacky airplane full of surprises! Sometimes it seems like his vehicles can talk or tell a joke. His drawings show that with imagination, anything can take flight.

GLOW

Questions:

- *What do you find funny or special about this vehicle?*
- *What silly or surprising things would you draw on your own vehicle?*



The Walking Machines of Theo Jansen

Theo Jansen creates large, moving “creatures” made of tubes.

They are powered by the wind and can walk on their own across the beach.

They look like a living means of transport or a walking machine.

Questions:

- *What do you find special about these walking machines?*
- *How do you think the wind makes them able to walk?*
- *Would you like to build a machine that can move on its own? What would it look like?*



The Evoluon in Eindhoven

The Evoluon in Eindhoven looks like a giant flying saucer that has landed on Earth.

It used to be a museum where you could learn all about technology and inventions. Now, exciting exhibitions are held there, and you can enjoy beautiful light shows.

Questions:

- *What do you find special about the building?*
- *Why does it look like a vehicle?*



Dream Car by Studio Job

This car has a tongue sticking out from the front and a large golden horn on the hood.

The wheels resemble the American Capitol, and there's a real meat grinder on the roof.

The windows are made of colorful stained glass, and the car is decorated with gold, wood, and sparkling crystals.

Questions:

- *Would you like to design a vehicle like this? What would it look like?*
- *Who do you think would drive this car?*



Fat Cars by Erwin Wurm

This car looks fat and inflated, as if it has eaten too much.

Artist Erwin Wurm deliberately makes these kinds of funny cars look strange. He wants people to think about how important we consider cars and material things.

Questions:

- *What does this vehicle remind you of?*
- *Who would you give this vehicle to as a gift, and why?*



PSSSSSSST...

GLOW 


OPDRACHT

Create Your Own Dream Transport

Step 1: Think about what your dream transport will look like. (types of shapes)

Step 2: Develop your plan inside the dream cloud and use markers, colored pencils, and fine liners.

Step 3: Color it brightly and don't forget the background in the dream cloud—there might be a lot to see!



Let's get started!

GLOW 



What do you need?

- A printed dream cloud on A4 paper
- Colored pencils, markers, and a black fineliner or thin marker



Sketch first with a pencil

Draw with a pencil inside the dream cloud what you dream about or imagine.

You don't need to work neatly yet—this is the moment to experiment and discover what you enjoy.

Let's get started!

GLOW 



Satisfied? Then Start Coloring!

Are you happy with your drawing?
Then you may start coloring it in. Use bright, vivid colors so your artwork really stands out.



Color the background too

Don't just think about your vehicle—give the background a beautiful color as well.
That way, it becomes a complete artwork.

Let's get started!

GLOW 



Add contrast with black

When you're done coloring, you can trace the most important lines with a black fineliner or thin marker. This will create more contrast and make your drawing look stronger.



Finished? Show it off!

Is everything done? Then your dream transport is ready to be shared. Well done!

GLOW 



- *How did the drawing go?*
- *What can you tell us about your vehicle?*
- *What are you most proud of in your drawing?*

