

GLOW 

DREAM CITY

Lesson Dream House

Primary 3 - 4

GLOW

Every year in November, the light festival GLOW takes place in Eindhoven. Dozens of national and international light artists showcase their work at various locations throughout the City of Light.

- Have you ever seen a GLOW artwork?
- Which one do you remember and why?
- What else can you tell about GLOW?



Dream City

Together with light artist Hugo Vrijdag, we're creating an artwork for GLOW!

In previous editions, children took over their own living rooms. Then came the square, the museum, the church, and the Rabobank. And this year? We're taking over the entire city!

What are we going to do?

We'll draw what our dream city looks like.

What do the houses look like? How do we travel around? What does the art look like?

And where do you see art in your city?



The children's drawings will be projected onto the walls of the Van Abbemuseum in Eindhoven, as well as in Best, Oirschot, Helmond, and Veldhoven.

Some children will even build houses and streets.



Together, we'll create a giant city of light!

Join in, dream along, and enjoy GLOW 2025!

GLOW 




START LESSON



What is a dream?

GLOW 

A dream is something you imagine in your head, often when you're asleep or daydreaming.
You can dream about anything: flying, living in a castle, or a house made of candy!




Questions for the class (class discussion):

- What do you sometimes dream about?
- If you dream about your dream house, what would it look like?



What does your house look like now?

- *Think about your own home: where do you sleep? Where do you eat?*
- *Who lives with you at home?*



What does your house look like now?

- *Which room do you like the most?*
- *What is special about your house?*



What does your dream house look like?

A house underwater? A house on a cloud? Or maybe a house made of ice?

- Where would your dream house be located?
- What do you see when you look out of the window?
- What can you find inside your dream house?
- What colors and shapes do you see?
- Who would live on your street?



To imagine your dream house, you use your imagination.
Some artists are very good at using their imagination, and because of that,
they have designed special and unique houses.

- Do you know what an artist is?
- Do you know what designing means?

Next, we're going to look at some houses that were designed by artists.
Look carefully and then tell us what you see!

Houses made by artists:

Look, these houses by artist James Rizzi are super cheerful and full of colors!

They have smiling faces, hearts, and funny shapes on the walls.

It almost feels like the houses want to play with you!

- *What do you see?*
- *Which colors stand out the most?*
- *Who do you think might live in those houses?*



This house in **Mexico** looks like a giant snail with lots of cheerful colors.

Inside, it's like a cave with round, wobbly walls.

It feels as if you're living in an underwater fairytale!

- *Can you imagine what kind of furniture is inside?*
- *What colors would you see inside?*



Look, this house looks like it's melting or wobbling!

It's located in **Poland**. The designer and builder of this house used a fairy tale as inspiration to come up with the idea.

- *What do you think of this house?*
- *Do you think it's beautiful, strange, or special? Why?*
- *If you could design a house, what would your house look like?*



GLOW

Misaki Kawai creates cheerful art with soft shapes and bright colors.

She builds funny little houses out of fabric, wood, and paper. Her work looks like toys or a dream world. Everything can be a little silly — that's exactly what makes it fun!

It instantly makes you want to look, laugh, and maybe even create something yourself.



Look, this building is called **the Evoluon**. It looks like a giant flying saucer that has landed on Earth. In the past, you could learn all kinds of things here about technology and inventions. Now you can see exciting things and enjoy beautiful lights!

- *What does it remind you of?*
- *Would you like to live here? Explain why.*



PSSSSSSST...

OPDRACHT

Create your own dream house.

Step 1: Think about what your dream house will look like (color, shape, texture).

Step 2: Once you know what your dream house will look like, draw it big inside the dream cloud. Use markers, fine liners, and (colored) pencils.

Step 3: Color your house and fill in all the white space inside the dream cloud, so you also think about what can be seen around the house.



Let's get started!

GLOW 



What do you need?

- A dream cloud on A4 paper
- Colored pencils, markers, and a black pen



Start by drawing with a pencil.

You may draw your dream house inside the dream cloud. Use your imagination!

Let's get started!

GLOW 



Are you happy with your drawing?

Then you may start coloring it! Choose beautiful, cheerful colors.



Color the background too!

Don't forget to beautifully color around your dream house.

Let's get started!

GLOW 



Make the lines extra neat.

When you're done coloring, you can trace the lines with a black pen or marker. That way, your drawing will really stand out!



Finished!

Well done! Your dream house is now complete. How beautiful!



- How did the drawing go?
- Which colors did you choose and why?
- What makes your house special?

